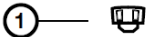

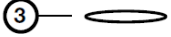
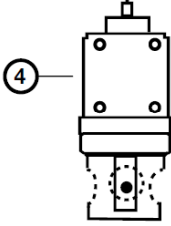
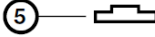


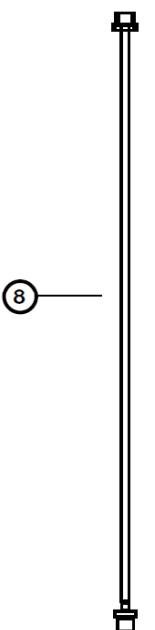

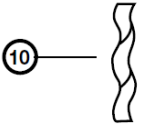
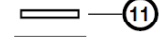

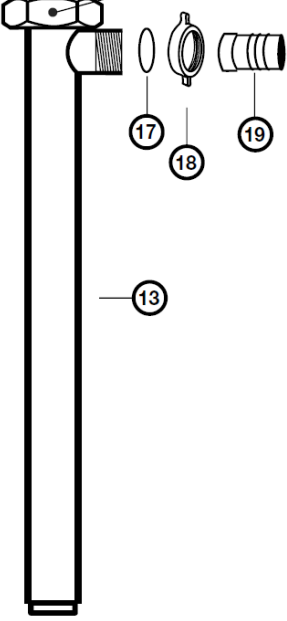
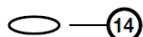
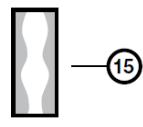
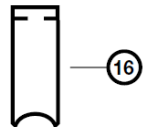





SP-700SR Progressive Cavity Series Spare Parts

SP-700SR Spare Parts	Ref #	Description	Part Number	Qty
	1	Pump Coupling	1004	1
	2	Connection Nut	8842	1
	3	Snap Ring, SS316	8208	1
	4	Gear Reduction Unit	779	1
	5	Mechanical Seal Bushing	702	1
	6	Mechanical Seal, SIC	703	1
	7	Gasket, PTFE	735	1
	8	Drive Shaft, SS316		1
	9	Gasket, PTFE	731	1
	10	Rotor, SS316		1
		Pump Sizes - SP-1851-39	705	
		Pump Sizes - SP-751-39, SP-752-39, SP-1851-47	706	
		Pump Sizes - SP-751-47, SP-752-47	707	
	11	Gasket, PTFE	738	1
	12	Set Screw, SS316	757	1
	13	Outer Tube Assembly, SS316		1
		SP-1851-39	771	
		SP-751-39, SP-752-39, SP-1851-47	772	
		SP-751-47, SP-752-47	773	
	14	Ring, SS316 (For Use with PTFE Stator Only)	0016	1
	15	Stator Insert, PTFE		1
		Size 751	822	
		Size 752	823	
		Size 1851	824	
	16	Stator Tube, SS316		1
		Size 751	874	
		Size 752	875	
		Size 1851	876	
	17	Gasket, PTFE	730	1
	18	Wing Nut, SS316	727	1
	19	Hose Barb, SS316		1
		1.25" (32 mm)	728	
		1.5" (38 mm)	729	

* does not include Stator Tube #13 (PTFE Stator only).